



Yealand Fund Services Limited

Assessment of Value Report – covering the following fund:

YFS Intelligent Wealth Fund

30 September 2022

Publication date: 31 January 2023

1. About Yealand

Yealand Fund Services Limited (“Yealand”) acts as the Authorised Fund Manager (“AFM”) / Authorised Corporate Director (“ACD”) for a number of regulated collective investment schemes (“funds”). In the remainder of this document, ACD and AFM are used interchangeably.

The AFM of a fund is ultimately responsible for the fund’s establishment and ongoing operation. This includes, for example, appointing the Depositary if the fund is an Open Ended Investment Company (“OEIC”), appointing the Trustee if the fund is a Unit Trust (“UT”) and managing the assets of the fund. It also includes other key functions such as preparing and keeping up-to-date fund documents, such as the Prospectus, and undertaking administrative duties such as calculating the fund’s price. The AFM is responsible for overseeing any external parties, which it has appointed to undertake work on its behalf and for ensuring that the fund complies with all relevant rules and regulations.

At the time of the previous (2021) Assessment of Value, Yealand operated under the name Carvetian Capital Management Limited (“Carvetian”) and acted as AFM to the now Yealand funds, with administration delegated intra-group to Yealand Administration Limited (“YAL”). In 2022, YAL’s business was transferred to Carvetian, with a subsequent re-brand of the company to Yealand Fund Services Limited. As this Assessment of Value covers the period 01 October 2021 to 30 September 2022, part of the reporting period relates to the prior organisational structure whilst the latter months reflect operations under the new organisational structure highlighted above.

2. About the Assessment of Value

All AFMs are required to carry out an annual review for each of their funds in order to assess the value which investors in those funds are receiving from their investments, this is known as the “Assessment of Value”.

The Assessment of Value does not focus solely upon costs, but instead requires firms to consider and assess at least the following matters:

- **Costs** – the fees paid to each party for the services provided to a fund;
- **Economies of Scale** – whether the benefit of any economies of scale which service providers may experience are passed on to the fund;
- **Comparable Market Rates** – how costs compare to those of other funds where information is available in the market;
- **Performance** – how a fund has performed with regard to its stated investment objective;
- **Quality of Service** – the range and quality of services provided to a fund;
- **Comparable Services** – how the types and quality of service being provided to a fund compare with other funds which operate on a similar basis; and
- **Classes of Units** – whether the classes of units or shares for a fund have different charges but offer substantially similar rights.

Where AFMs identify any instances where value is not being delivered to investors, they are required to take appropriate action and sufficient steps to address the matters which have resulted in poor value.

Following the completion of the Assessment of Value, AFMs are required to publish a statement (the “Assessment of Value Report”) which sets out details of the review undertaken, the conclusions which it has drawn and a clear explanation of the action it has taken or will be taking to address any instances of poor value.

The AFM may publish its Assessment of Value Report for a fund within the fund's annual Report and Accounts, or may publish a separate report which includes the relevant details. The Yealand reports are made available separately to the Report and Accounts, via the Yealand website.

3. Yealand's Approach to the Assessment of Value

Yealand undertakes an overall Assessment of Value each year covering all its funds and publishes a separate Assessment of Value Report for each fund. The separate reports provide details of the outcomes of the Assessment of Value applying to the respective fund.

The effective date for each year's Assessment of Value is 30th September and our Assessment of Value Reports are published on our website by 31st January in the following calendar year.

The following sub-sections of this report provide a summary of the review undertaken in relation to the criteria detailed previously in Section 2 of the report.

3.1 Costs

When assessing the costs incurred by each fund, we:

- collate actual cost information for all payments made by each fund in the year to 30th September;
- collect fee information from the contractual agreements, which each service provider has been appointed under and scheme documentation;
- analyse both the contractual fee and actual costs incurred, in both monetary and percentage terms, to establish any funds and/or service providers where costs appear to be excessive or outliers; and
- consider whether significant costs warrant remedial action based on factors such as the breadth and quality of services provided, performance, economies of scale and comparable rates.

3.2 Economies of Scale

When assessing any benefit of economies of scale, we:

- collate actual cost information for all payments made by each fund in the year to 30th September;
- collect fee information from the contractual agreements which each service provider has been appointed under and scheme documentation;
- obtain information on the changes in value of funds over prior years;
- analyse the contractual fee and actual costs incurred, in both monetary and percentage terms, with consideration to the nature of the fund and service being provided to establish whether economies of scale are, if experienced by the service provider, being passed onto the funds; and
- consider whether failure to pass on the benefit of economies of scale warrants remedial action based on factors such as actual or potential changes to the size of the fund, the materiality of the total fee and/or benefit of economies of scale and comparable rates.

3.3 Comparable Market Rates

When assessing comparable market rates, we:

- collate actual cost information for all payments made by each fund in the year to 30th September;
- collect fee information from the contractual agreements which each service provider has been appointed under and scheme documentation;
- obtain information from publicly available sources for the cost of services provided to other similar funds. Where there is more than one entity providing the fund with the same type of service, some reliance will also be placed upon internal sources of data;
- obtain information from publicly available sources on the overall cost of other similar funds;
- analyse the external data which has been collated against the cost information for the funds to establish how comparable these are and identify any outliers; and
- consider whether outliers warrant remedial action based on factors such as the materiality of the differences and the relative breadth and quality of services provided, where these can be reasonably assessed.

3.4 Performance

When assessing performance, we:

- collate internal information on the past performance for each fund, or on the performance of each fund's various investment portfolios where there is more than one investment manager, over multiple time periods, including the fund's minimum recommended holding period;
- collect external data on relevant market indices and/or peer group performance;
- obtain other appropriate data, for example distribution rates where relevant, to allow assessment of performance against any fund specific objectives such as income targets;
- analyse each fund's performance over various time periods, including against its investment objective, other comparable funds and relevant market indices and/or peer group performance;
- analyse the achievement of any specific objectives of any fund against appropriate data where relevant; and
- consider whether any under-performance warrants remedial action based on factors such as materiality and consistency, the quality of other services provided and cost information.

3.5 Quality of Service

When assessing service quality, we:

- collate data and information on the quality of services provided, including for example the frequency and volume of services provided, accuracy of service provision, data on regulatory breaches and complaints, outputs from service review meetings and information on additional services provided without charge;
- obtain feedback from persons who experience the relevant services, to assess the perceived service quality;
- assess the breadth and quality of services provided against any contracts and service level agreements which are in place; and
- consider whether any sub-standard services being provided require remedial action to be taken based on factors such as any steps taken to date to address service deficiencies, the materiality and frequency of service issues and cost information.

3.6 Comparable Services

When comparing services, we:

- compare funds against one another to ensure the services which are being provided are comparable, based on factors such as fund size, operational differences and the target investors; and
- consider whether any non-comparable services based on price and range of services require remedial action to be taken, considering the materiality of differences and the characteristics of the fund.

3.7 Classes of Units

When assessing classes of units or shares, we:

- collate information on the share classes which are available for each fund and the differences which exist between these; and
- consider whether the differences which exist require remedial action to be taken based on factors such as cost, economies of scale and the nature of the differences.

3.8 Exclusions

Although we are required to consider all services provided to funds as part of the Assessment of Value, there are certain costs which have been excluded due to their inherent nature. These are:

- FCA fees – these are fees which each fund pays to the Financial Conduct Authority (“FCA”) on an ongoing basis. These fees are fixed by the FCA and there is no alternative service provider.
- LEI (Legal Entity Identifiers) fees – these fees are required to be paid in order for the funds to be able to trade. There are only a limited number of LEI providers available to UK entities, all of which charge largely similar fees. Given many of the other providers are non-UK based and fees are therefore non-GBP and subject to currency fluctuations, the inconsequential nature of pricing differences does not currently warrant further action or consideration of switching suppliers.

3.9 Steps to Address Deficiencies

Yealand’s board of directors (the “Board”), amongst other duties, is responsible for reviewing the manner in which the Assessment of Value has been conducted, ensuring all relevant elements have been incorporated and reaching a decision on whether any instances of poor value have occurred. Where the Board concludes that poor value exists, it will decide:

- how the matter should be addressed;
- when the matter should be addressed by; and
- who within Yealand will be responsible for ensuring the relevant action is taken.

The Board is responsible for ensuring that any matters which have been identified have been addressed to a sufficient standard to ensure that the investors’ best interests are protected and that all funds deliver value for investors.

4. About this Assessment of Value Report

This Assessment of Value Report sets out the review that has been undertaken and the conclusions reached in relation to:

- YFS Intelligent Wealth Fund (hereafter referred to as the “fund”)

5. About the fund

The following section headed “Investment Objective and Policy” is an extract from the fund’s Prospectus, which is available on request. For definitions of terminology used within the following extract, please refer either to the Prospectus or to the Glossary of Definitions which provides definitions to some of the technical language used throughout this document and which is available from www.yealand.com/funds/.

Investment Objective and Policy

The investment objective of the YFS Intelligent Wealth Fund is to achieve capital growth.

The fund will predominantly invest in a diversified portfolio of equities, held either directly or indirectly through exchange traded funds and collective investment schemes investing in those sectors described below. The fund may also invest in bonds, money market instruments, cash and near cash, warrants and other transferable securities. The collective investment schemes in which the fund will invest may include schemes which are managed or operated by the ACD or an associate of the ACD.

Direct equity exposure will be achieved through investment in companies that are shaping our future by causing disruption in today’s established marketplace, changing the way we work, shop and interact, or improving our healthcare or environment (though the fund has no particular social or environmental goals). Intelligent or creative thinking leads to innovation. The YFS Intelligent Wealth fund aims to invest in companies that harness such innovation to achieve growth by creating new markets or disrupting established ones.

Exchange traded funds and collective investment schemes that invest in industry sectors where innovation is driving major transformation will also be held by the YFS Intelligent Wealth Fund. Once a sector no longer evidences innovative and disruptive characteristics it will be removed as an investment theme and the exchange traded funds or collective investment schemes that operate in that sector will be sold.

There is no intended geographical focus, though, as it is home to numerous innovative and disruptive companies, US stocks held either directly or through collective investment arrangements may feature heavily in the portfolio. Similarly, innovative companies are often small with highly motivated, involved and committed management, so smaller companies held either directly or through collective investment arrangements may also feature to an extent greater than in other funds. Innovative and disruptive companies will comprise the predominant element of the portfolio.

It is the ACD’s intention that derivatives and forward currency transactions will only be used for the purposes of efficient portfolio management, including hedging, as defined by the Regulations.

Comparator Benchmark

The fund's "comparator benchmark" is the Investment Association's Global Sector. Further information on the sector can be obtained from <https://www.theia.org/industry-data/fund-sectors/definitions>

Key Suppliers

The following are the key parties, who are appointed to provide services to the fund:

- **AFM** – Yealand Fund Services Limited
- **Administrator** – Yealand Fund Services Limited
- **Investment Manager(s)** – Minerva Money Management Limited
- **Depository**– NatWest Trustee & Depository Services Limited
- **Custodian** – RBC Investor Services Trust
- **Auditors** – Shipleys LLP

6. 2022 Assessment of Value Outcomes

6.1 Review Summary









We have undertaken our Assessment of Value review for the year to 30th September 2022 in line with the processes summarised in Section 3, above. This report has been reviewed and approved by the Board of Yealand.

Based upon the analysis which we have undertaken, the conclusions reached and any actions which we have taken or will be taking from the Assessment of Value, we have assigned a scoring system to each of the Assessment of Value criteria and to our overall assessment representing whether or not value has been delivered to investors.

This scoring system uses the following ratings:

- **GREEN** – Where we feel good value has been provided to customers.
- **AMBER** – Where we feel value has been provided to customers but some form of action is required in order to ensure future value is enhanced or good value continues to be delivered.
- **RED** – Where value has not been provided to customers.

Based on our assessment, the fund has the following ratings:

Criteria	YFS Intelligent Wealth Fund
Costs	
Economies of Scale	
Comparable Market Rates	
Performance	
Quality of Service	
Comparable Services	
Classes of Units	
Overall Assessment of Value	

Assessment of Value Conclusion

As outlined further in the sub-sections below and as demonstrated in the ratings above, the Board has concluded that whilst all investors in the fund have received value in the majority of areas, value has not been provided in the context of Performance.

As detailed further in section 6.5 of this report, performance will be closely monitored over the coming year and Yealand will hold quarterly update meetings with the Investment Manager to keep abreast of the performance and strategy. We will also engage with the Investment Manager around the size of the fund to monitor plans to grow the Assets Under Management (“AUM”) further and, as a result, achieve larger economies of scale that can be passed on to investors and the subsequently anticipated reduction in costs being incurred by the fund as detailed in section 6.2 of this report.

We have committed to keep the Investment Management fee of both the Institutional (I) and Retail (R) share classes under review throughout the year, to ensure that value continues to be provided as

the AUM grow and further economies of scale begin to build for all investors in the fund; further details can be found in section 6.8 – Classes of Units.

The following sub-sections of this report provide a summary of the conclusions reached for each aspect of the review and the details of any actions, which have been raised to address matters that have been identified as having impacted upon, or having the potential to impact upon, the value investors receive from their investments.

6.2 Costs

Following a review of the individual and overall costs paid by the fund, the Board has concluded that these are reasonable and justified in the context of overall services delivered. However, owing to the current AUM of the fund, Yealand will engage with the Investment Manager to discuss plans to grow the fund size further and ensure value is being delivered through achieving economies of scale that can then be passed on to investors and reduce the OCF of the fund where applicable.

The overall costs for the fund, known as the Ongoing Charge Figure (“OCF”), for the period under review were 1.17%. The OCF is the charge an Investor will pay over a year for as long as they hold their investment; it relates to the costs of running the fund. We deduct the OCF from the fund and the published fund prices reflect this deduction.

Should investors wish to obtain further information on specific costs of individual service providers, the most up-to-date information is available within the latest Key Investor Information Document which is available on our website, or the Prospectus and latest Report & Accounts, which are available on request.

6.3 Economies of Scale

Following a review of the individual and overall costs paid by the fund and with consideration given to the relevant size of the fund and the operating costs of the relevant parties, the Board has concluded that any economies of scale are being passed onto the fund’s investors. However, owing to the current Assets Under Management (AUM) of the fund, Yealand will engage with the Investment Manager to discuss plans to grow the fund size further and ensure value is being delivered through achieving economies of scale that can then be passed on to investors.

6.4 Comparable Market Rates

Following a review of the individual and overall costs paid by the fund and with consideration given to the rates charged on other comparable funds, the Board has concluded that the fund’s fees are comparable with those of other funds available in the market.

As full detailed disclosure of all fees is not currently required in the UK, it is not always possible to fully and accurately compare the fees of the fund with those of others in the market. For example, many funds will disclose an Annual Management Charge which is a single charge used to pay the fees of several parties providing services to the fund rather than disclose the individual fees of all the parties. As a result, the amount of data available to compare our funds against is in some parts restricted and certain assumptions therefore have to be made. While this has limited our analysis, we do not believe it has had a fundamental impact upon the conclusions reached.

6.5 Performance

Following a review of the performance of the fund, including consideration of the fund's investment objective, the Board has concluded that the fund has not met its investment objective to achieve capital growth based on the year analysed, and value has not been provided.

The fund is not delivering value by way of performance as it has underperformed relative to the comparator benchmark on a three-year basis and in the most recent year (-4.79% and -20.25% respectively).

Performance will be closely monitored over the coming year and Yealand will implement quarterly update meetings with the Investment Manager to keep abreast of the performance and strategy.

The performance of the fund and the comparator benchmark for the period under review is detailed below:

	Sep21-Sep22 (1 year) [%]	Sep20-Sep21 (1 year) [%]	Sep19-Sep20 (1 year) [%]	Sep18-Sep19 (1 year) [%]	Sep17-Sep18 (1 year) [%]	Sep19-Sep22 (3 year) [%]	Sep17-Sep22 (5 year) [%]
YFS Intelligent Wealth Fund	-29.30	48.09	-3.11	11.80	-*	1.40	-*
IA Global Sector	-9.05	22.18	7.01	5.79	11.63	6.19	7.17

*Source: Yealand and FE Analytics. Bid to Bid in Sterling with net income reinvested. Returns are shown net of annual management charge, other expenses and net income reinvested. Returns do not include the effect of initial charges. **Past performance data is no guide to future performance, the value of shares and the income from them may fall as well as rise and is not guaranteed.***

*Due to the fund's launch date, information is not available for a full five years and we were not able to assess performance across all time periods up to and including a five-year holding period of the fund. While this has limited our analysis, we do not believe it has had a fundamental impact upon the conclusions reached.

Should you wish to obtain further information on the fund's performance, the most up-to-date information is available within the latest Key Investor Information Document which is available on our website, or the Prospectus and latest Report & Accounts, which are available on request.

6.6 Quality of Service

Following a review of the service quality for all relevant service providers, the Board has concluded that a suitable quality of service has been provided to the fund.

6.7 Comparable Services

Following a review of the range and quality of services provided to the fund and with consideration to the relevant characteristics of respective groups of funds, the Board has concluded that services provided to the fund are comparable and that it has been treated fairly.

6.8 Classes of Units

The fund currently offers 'R' (Retail) shares and 'I' (Institutional) shares. The rights of these classes of shares are the same, the differences between them are the rates of Investment Management fees which are charged and the minimum investment amounts required to purchase shares.

The Investment Management fee of the I shares is designed to attract larger investments and the resulting economies of scale that come with a larger AUM; as the fund grows in size, the overall cost for all investors reduces.

Whilst the annual Assessment of Value we undertake considers such factors as economies of scale, charges, and classes of units, interim consideration may be required to ensure the Investment Management fee of both share class remains viable and continues to provide value to investors comparable to the other Yealand funds. We will continue to monitor the AUM and OCF over the coming year and consider any required changes to ensure value continues to be provided to Investors.

7. Further Information

Should you wish to obtain further information on the fund, the most up-to-date information is available within the latest Key Investor Information Document which is available on our website, or the Prospectus and Report & Accounts, which are available on request.

A Glossary of Definitions which provides definitions to some of the technical language used in this document is available from www.yealand.com/funds/.

If you have any questions regarding the content of this Assessment of Value Report, please contact us on 0345 850 0255.